

Connecticut: Disability Employment Statistics

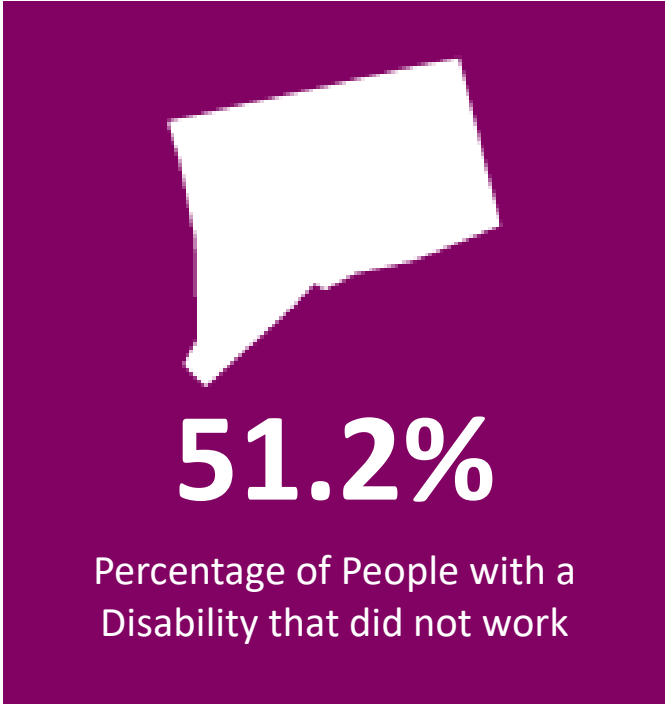
Connecticut By the Numbers:

Population and Employment Statistics¹

Working Age Population with a Disability (18-64): **205,546**

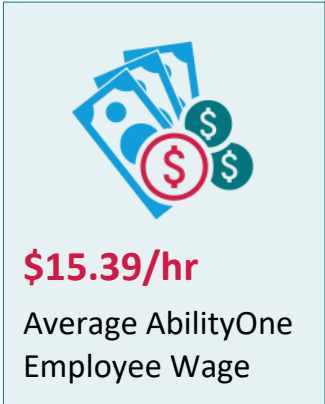
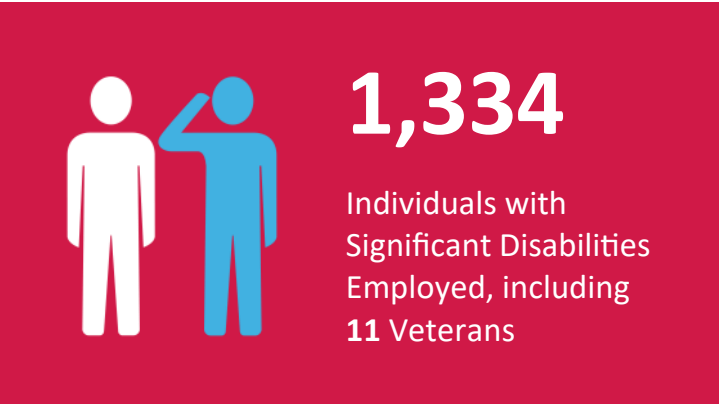
Percentage that did not work by Disability Type

Cognitive	58.8%
Hearing	32.1%
Ambulatory	63.4%
Visual	38.9%



SourceAmerica/AbilityOne Network By the Numbers²

3 nonprofit agencies headquartered in Connecticut participated in the program as SourceAmerica®/AbilityOne® authorized providers.




¹ Data from 2019 American Community Survey - <https://data.census.gov/cedsci/>

² Fiscal Year 2022

About SourceAmerica

SourceAmerica connects government customers and other organizations to a national network of AbilityOne® authorized providers that hire a talented segment of the workforce—people with disabilities. Established in 1974, SourceAmerica is committed to increasing economic and social inclusion and advocating for a more accessible future of work for people with disabilities. SourceAmerica, an [AbilityOne®](#) authorized enterprise, harnesses the momentum and boosts the capability of its network and customers as a leading job connector for the disability community. To learn more, visit SourceAmerica.org and follow @SourceAmerica on [Facebook](#), [Twitter](#), [Instagram](#), and [LinkedIn](#).



SourceAmerica Nonprofit Agencies Headquartered in Connecticut

- CW Resources, Inc.
- Easter Seals Capital Region and Eastern Connecticut, Inc.
- The Kennedy Center, Inc.